

# NEW!

THE PALTOP 3.0MM DENTAL IMPLANT FOR THE ADVANCED PLUS AND DYNAMIC LINES, OFFERS ALL THE SAME GREAT BENEFITS, NOW IN A NARROWER SIZE.

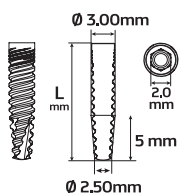
## SAME PLATFORM NEW IMPLANT SIZE

The new 3mm implant is now part of our Narrow Platform line.

The Narrow Platform with a 2.0mm hexagonal connection and a 3.0mm outer implant diameter is dedicated to treatment of narrow ridges. The Narrow Platform has its matching narrow prosthetic line.



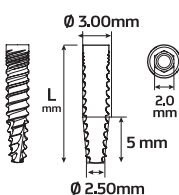
New! 3mm Final drill added to our protocol



NARROW PLATFORM			
3.0mm D		3.25mm D	
L mm		L mm	
10.0mm	20-70034P	10.0mm	20-70018P
11.5mm	20-70035P	11.5mm	20-70019P
13.0mm	20-70036P	13.0mm	20-70020P
16.0mm	20-70037P	16.0mm	20-70021P

STANDARD PLATFORM					
3.75mm D		4.2mm D		5.0mm D	
L mm		L mm		L mm	
6.0mm	20-70005P*	6.0mm	20-70006P	6.0mm	20-70011P*
8.0mm	20-70017P	8.0mm	20-70007P	8.0mm	20-70012P
10.0mm	20-70001P	10.0mm	20-70008P	10.0mm	20-70013P
11.5mm	20-70002P	11.5mm	20-70009P	11.5mm	20-70014P
13.0mm	20-70003P	13.0mm	20-70010P	13.0mm	20-70015P
16.0mm	20-70004P	16.0mm	20-70016P	16.0mm	20-70016P

WIDE PLATFORM	
6.0mm D	
L mm	
6.0mm	20-70022P*
8.0mm	20-70023P
10.0mm	20-70024P
11.5mm	20-70025P
13.0mm	20-70026P
16.0mm	20-70027P



NARROW PLATFORM			
3.0mm D		3.25mm D	
L mm		L mm	
10.0mm	21-70034	10.0mm	21-70018
11.5mm	21-70035	11.5mm	21-70019
13.0mm	21-70036	13.0mm	21-70020
16.0mm	21-70037	16.0mm	21-70021

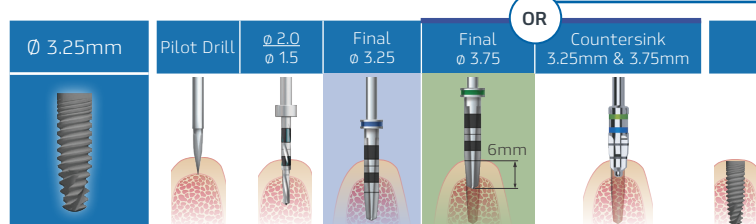
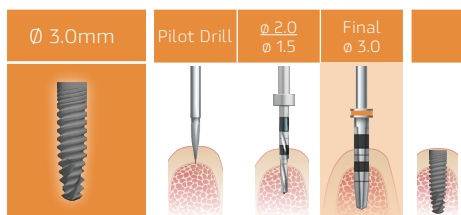
STANDARD PLATFORM					
3.75mm D		4.2mm D		5.0mm D	
L mm		L mm		L mm	
6.0mm	21-70005*	6.0mm	21-70006	6.0mm	21-70011*
8.0mm	21-70017	8.0mm	21-70007	8.0mm	21-70012
10.0mm	21-70001	10.0mm	21-70008	10.0mm	21-70013
11.5mm	21-70002	11.5mm	21-70009	11.5mm	21-70014
13.0mm	21-70003	13.0mm	21-70010	13.0mm	21-70015
16.0mm	21-70004	16.0mm	21-70016	16.0mm	21-70016

WIDE PLATFORM	
6.0mm D	
L mm	
6.0mm	21-70022*
8.0mm	21-70023
10.0mm	21-70024
11.5mm	21-70025
13.0mm	21-70026
16.0mm	21-70027

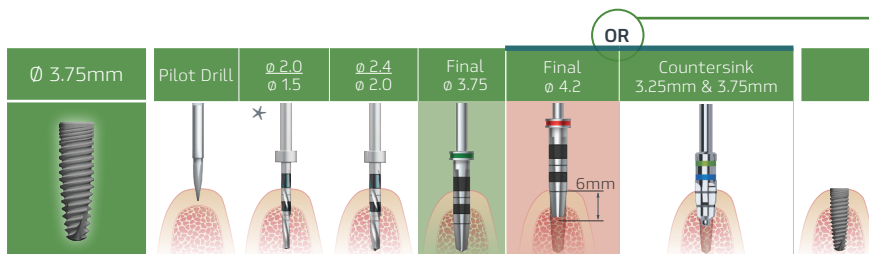
\* Coming soon to the US, available in the rest of the world

COMING SOON TO THE USA...

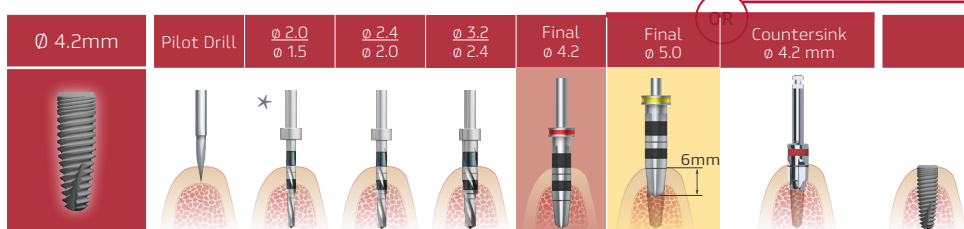
## D1-D2 Type Bone | STANDARD PROTOCOL



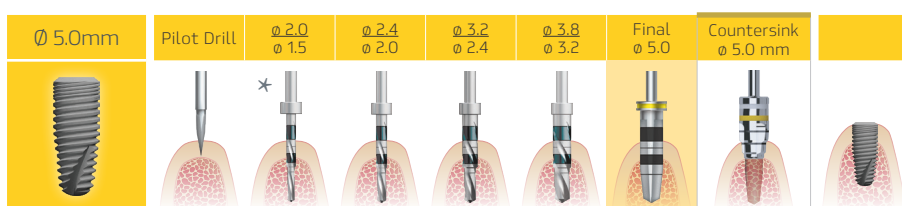
Countersink the osteotomy using the **FINAL 3.75 GREEN DRILL** to 6mm (regardless of the length of the implant) or using the **COUNTERSINK FOR 3.25MM & 3.75MM TO THE FIRST LINE**



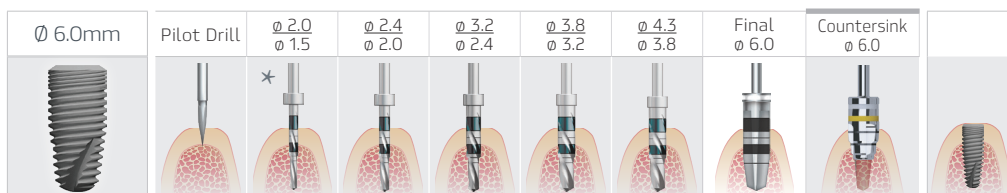
Countersink the osteotomy using the **FINAL 4.2 RED DRILL** to 6mm (regardless of the length of the implant) or using the **COUNTERSINK FOR 3.25MM & 3.75MM TO THE 2-ND LINE**



Countersink the osteotomy using the **Final 5.0 yellow drill** to 6mm (regardless of the length of the implant) or using the **COUNTERSINK FOR 4.2 MM**

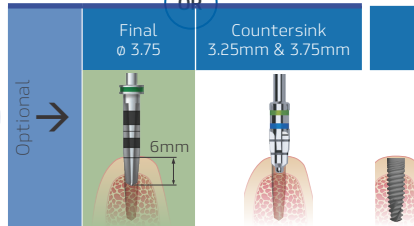
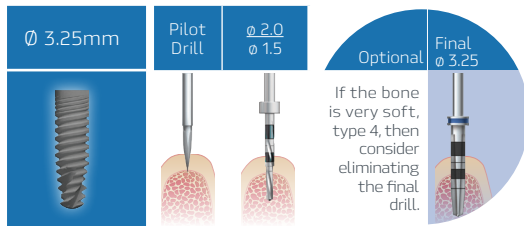
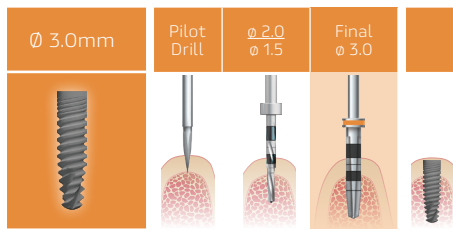


Countersink the osteotomy using the **5.0 YELLOW COUNTERSINK TO THE FIRST LINE**

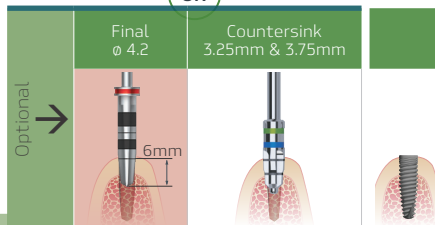
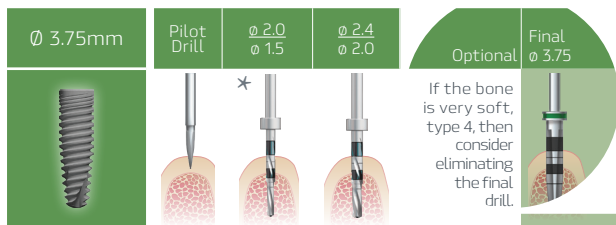


Countersink the osteotomy using the **6.0 COUNTERSINK TO THE 2ND LINE**

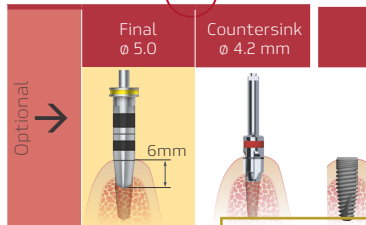
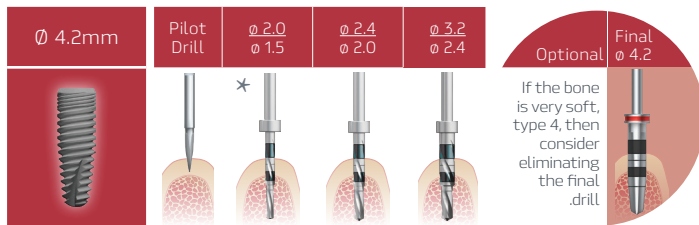
## D3-D4 Type Bone | SOFT BONE PROTOCOL



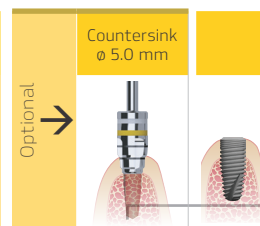
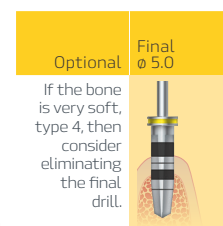
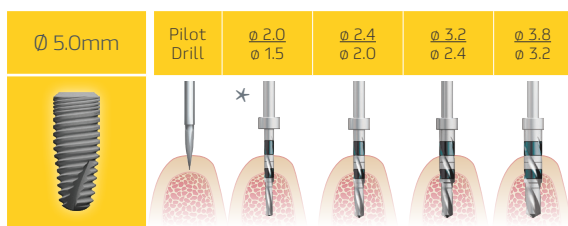
If there is dense cortical plate then countersink the osteotomy using the **Final 3.75 green/Countersink** drill to 6mm (regardless of the length of the implant) or using the **COUNTERSINK FOR 3.25MM & 3.75MM TO THE FIRST LINE**



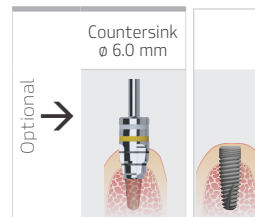
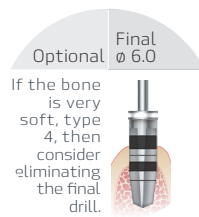
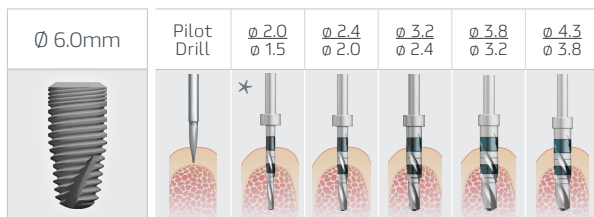
If there is dense cortical plate then countersink the osteotomy using the **FINAL 4.2 RED DRILL** to 6mm (regardless of the length of the implant) or using the **COUNTERSINK FOR 3.25MM & 3.75MM TO THE 2-ND LINE**



If there is dense cortical plate then countersink the osteotomy using the **FINAL 4.2 RED DRILL** to 6mm (regardless of the length of the implant) or using the **COUNTERSINK FOR 4.2 MM**

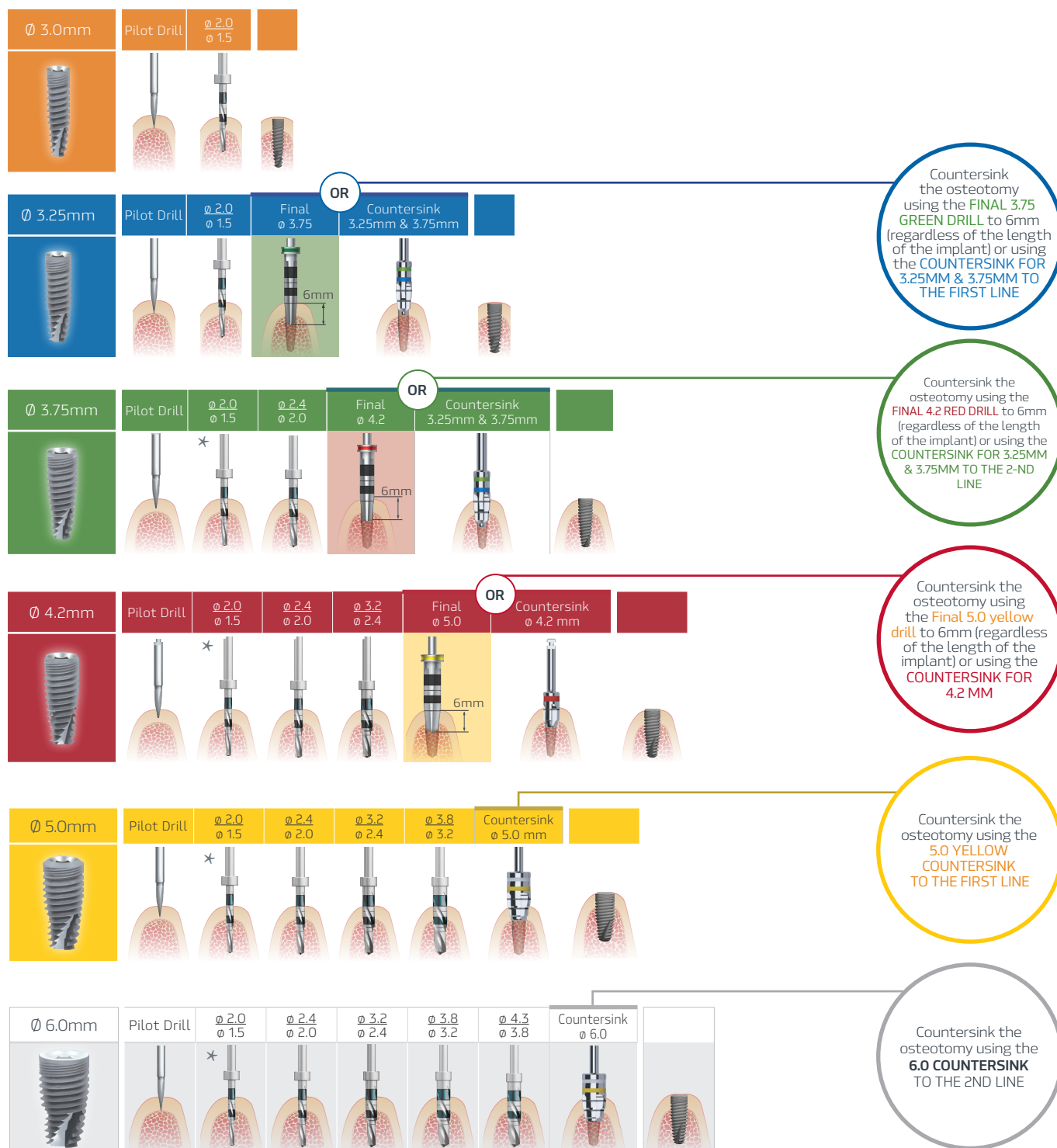


If there is dense cortical plate then countersink the osteotomy using the **5.0 YELLOW COUNTERSINK TO THE 1ST LINE**

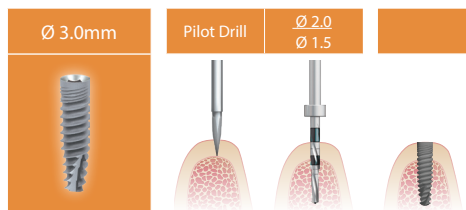


If there is dense cortical plate then countersink the osteotomy using the **COUNTERSINK TO THE 6.0 2ND LINE**

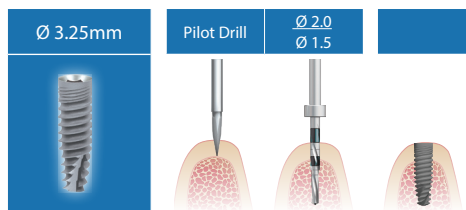
## D1-D2 Type Bone | STANDARD PROTOCOL



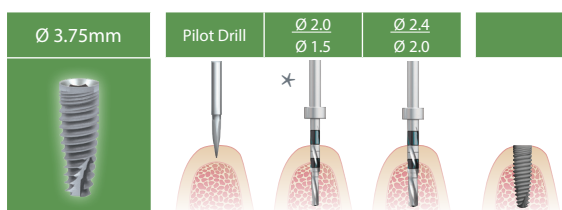
## D1-D2 Type Bone | **SOFT BONE PROTOCOL**



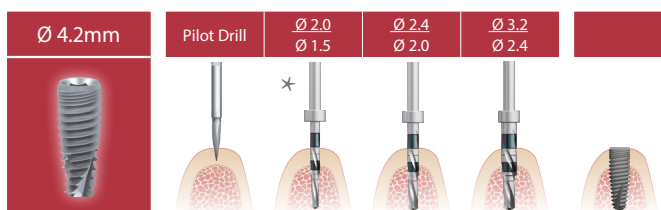
\* You may need to countersink if there is dense cortical bone



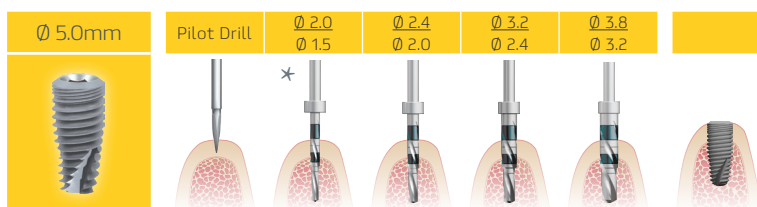
\* You may need to countersink if there is dense cortical bone



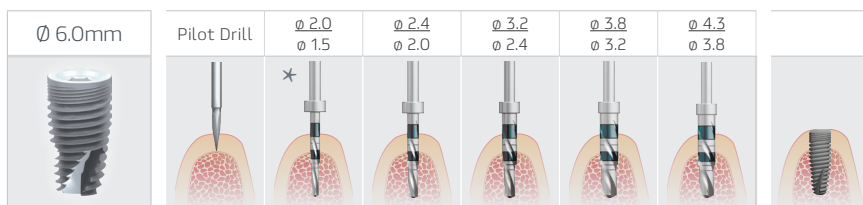
\* You may need to countersink if there is dense cortical bone



\* You may need to countersink if there is dense cortical bone

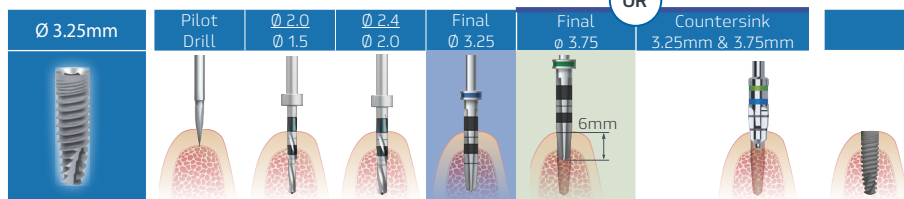
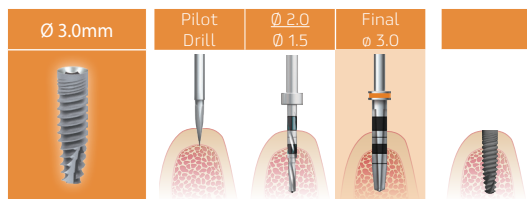


\* You may need to countersink if there is dense cortical bone

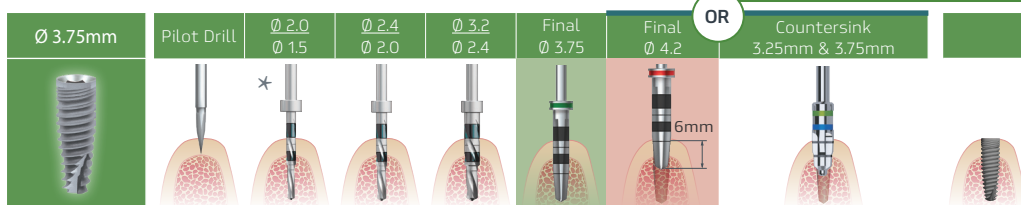


\* You may need to countersink if there is dense cortical bone

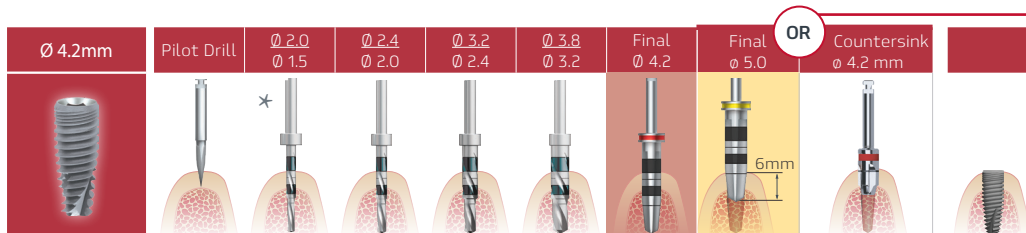
## D1-D2 Type Bone | VERY DENSE BONE PROTOCOL



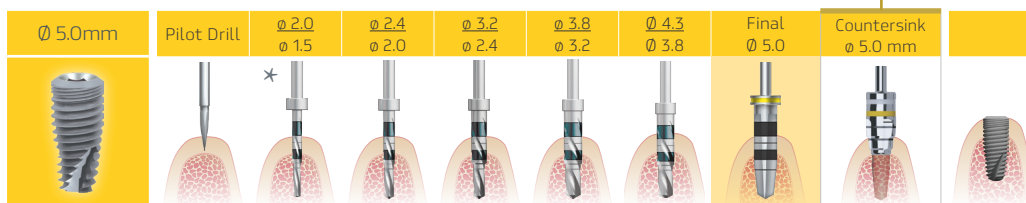
Countersink the osteotomy using the **FINAL 3.75 GREEN DRILL** to 6mm (regardless of the length of the implant) or using the **COUNTERSINK FOR 3.25MM & 3.75MM TO THE FIRST LINE**



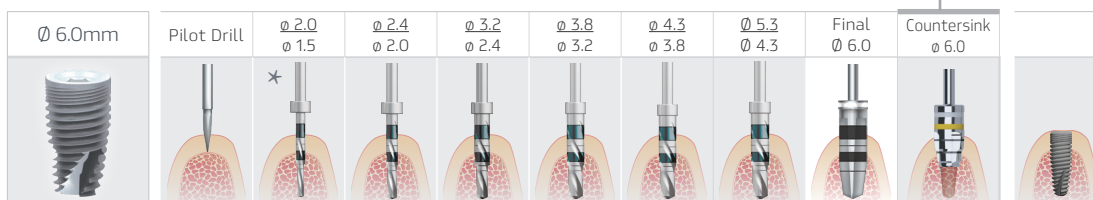
Countersink the osteotomy using the **FINAL 4.2 RED DRILL** to 6mm (regardless of the length of the implant) or using the **COUNTERSINK FOR 3.25MM & 3.75MM TO THE 2-ND LINE**



Countersink the osteotomy using the **Final 5.0 yellow drill** to 6mm (regardless of the length of the implant) or using the **COUNTERSINK FOR 4.2 MM**



Countersink the osteotomy using the **5.0 YELLOW COUNTERSINK TO THE FIRST LINE**



Countersink the osteotomy using the **6.0 COUNTERSINK TO THE 2ND LINE**